

## ภาคผนวกที่ 4

เอกสารสอบเทียบความถูกต้องของเครื่องมือตรวจวัดคุณภาพสิ่งแวดล้อม

**ตารางสรุปรายการเอกสารการสอบเทียบความถูกต้องของเครื่องมือเก็บตัวอย่าง  
 และเครื่องมือตรวจวิเคราะห์คุณภาพสิ่งแวดล้อม**

รายการตรวจวัด	เครื่องมือเก็บตัวอย่าง	เครื่องมือตรวจวิเคราะห์
	ชื่อเครื่องมือ	ชื่อเครื่องมือ
<b>1. คุณภาพอากาศ</b>		
TSP	High Volume Air Sampler No. R01, R02, R13	Digital Balance
PM <sub>10</sub>	High Volume PM-10 Air Sampler No. R01, R07	Digital Balance
<b>2. ระดับเสียง</b>		
L <sub>max</sub>	Acoustic Calibrator Sound Level Meter No. ACO-R07, R10, R18, R20, R23, R24, R25, R28, R39, R40, R44	–

คุณภาพอากาศ



บริษัท เอส.พี.เอส. คอนซัลติ้ง เซอร์วิส จำกัด  
S.P.S. CONSULTING SERVICE CO., LTD.  
7 ซอยพหลโยธิน 24 ถนนพหลโยธิน แขวงจอมพล เขตจตุจักร กรุงเทพฯ 10900  
7 Soi Phaholyothin 24, Phaholyothin Rd., Jompol, Chatuchak, Bangkok 10900  
Tel : (662) 939-4370-72. Fax : (662) 513-4221, E-mail : sale@spscon.com., www.spscon.com

## High Volume Air Sampler Calibration Report

Calibration Method : Multipoint Orifice Flow Transfer Standard

Model : TE 5025A

S/N : 3095

### Calibration Data

High Volume Air Sampler Data		Calibration Data		
Recorder No.	Blower No.	Date	Actual Flowrate (ft <sup>3</sup> /min)	R <sup>2</sup>
B35	B35	16/02/2022	y = 1.274x-9.241	0.999
B36	B36	15/02/2022	y = 1.132x-3.625	0.996
B37	B37	04/02/2022	y = 1.157x+2.640	0.999
B38	B38	15/02/2022	y = 1.1432x-2.720	0.999
B39	B39	07/02/2022	y = 1.256x-7.614	1.000
B40	B40	15/02/2022	y = 1.175x-4.385	0.998
B41	B41	07/02/2022	y = 1.133x-1.951	0.998
B42	B42	04/02/2022	y = 1.127x-1.985	1.000
B43	B43	16/02/2022	y = 1.089x+0.223	0.996
B44	B44	03/02/2022	y = 1.339x-11.636	0.997
R01	R01	02/02/2022	y = 1.196x-5.960	0.996
R02	R02	09/02/2022	y = 1.175x-5.572	1.000
R03	R03	02/02/2022	y = 1.187x-6.283	0.995
R04	R04	07/02/2022	y = 1.100x-1.352	0.997
R05	R05	09/02/2022	y = 1.238x-8.500	0.997
R06	R06	01/02/2022	y = 1.328x-11.118	0.996
R07	R07	07/02/2022	y = 1.039x+1.507	0.995
R08	R08	04/02/2022	y = 1.141x-3.942	0.997
R09	R09	01/02/2022	y = 1.192x-5.710	0.997
R10	R10	09/02/2022	y = 1.194x-5.807	1.000
R11	R11	01/02/2022	y = 1.054x+0.098	0.996
R12	R12	04/02/2022	y = 1.171x-5.349	0.996
R13	R13	04/02/2022	y = 1.114x-1.755	0.999
R14	R14	07/02/2022	y = 1.100x-0.965	0.997
R15	R15	14/02/2022	y = 1.047x+1.073	0.995
R16	R16	09/02/2022	y = 1.129x-3.642	0.999
R17	R17	03/02/2022	y = 1.198x-5.739	1.000
R18	R18	02/02/2022	y = 1.268x-9.241	0.998
R19	R19	03/02/2022	y = 1.216x-5.626	0.999
R20	R20	01/02/2022	y = 1.197x-5.676	0.997

Calibrated by :

(Mr. Phakhinai Khongkomnerd)

Approved by :

(Mr. Phakhinai Khongkomnerd)



บริษัท เอส.พี.เอส. คอนซัลติ้ง เซอร์วิส จำกัด

S.P.S. CONSULTING SERVICE CO., LTD.

7 ซอยพหลโยธิน 24 ถนนพหลโยธิน แขวงจอมพล เขตจตุจักร กรุงเทพฯ 10900

7 Soi Phaholyothin 24, Phaholyothin Rd., Jompol, Chatuchak, Bangkok 10900

Tel : (662) 939-4370-72, Fax : (662) 513-4221, E-mail : sale@spscon.com, www.spscon.com

## High Volume Air Sampler Calibration Report

Calibration Method : Multipoint Orifice Flow Transfer Standard

Model : TE 5025A

S/N : 3095

### Calibration Data


High Volume Air Sampler Data		Calibration Data		
Recorder No.	Blower No.	Date	Actual Flowrate (ft <sup>3</sup> /min)	R <sup>2</sup>
B35	B35	02/05/2022	$y = 1.345x - 12.323$	0.999
B36	B36	03/05/2022	$y = 1.154x - 4.565$	0.999
B37	B37	04/05/2022	$y = 1.139x - 2.122$	0.996
B38	B38	06/05/2022	$y = 1.126x - 2.401$	0.999
B39	B39	02/05/2022	$y = 1.188x - 5.455$	0.998
B40	B40	06/05/2022	$y = 1.156x - 3.823$	0.995
B41	B41	06/05/2022	$y = 1.187x - 6.052$	0.997
B42	B42	04/05/2022	$y = 1.063x + 0.537$	0.998
B43	B43	04/05/2022	$y = 1.258x - 9.645$	0.998
B44	B44	03/05/2022	$y = 1.252x - 9.964$	0.999
R01	R01	02/05/2022	$y = 1.220x - 6.992$	0.999
R02	R02	10/05/2022	$y = 1.121x - 3.616$	0.997
R03	R03	02/05/2022	$y = 1.161x - 5.046$	0.999
R04	R04	06/05/2022	$y = 1.115x - 1.773$	0.999
R05	R05	06/05/2022	$y = 1.217x - 7.663$	0.998
R06	R06	04/05/2022	$y = 1.245x - 8.155$	0.996
R07	R07	06/05/2022	$y = 1.042x + 1.155$	0.995
R08	R08	04/05/2022	$y = 1.220x - 6.674$	0.998
R09	R09	04/05/2022	$y = 1.192x - 5.710$	0.997
R10	R10	10/05/2022	$y = 1.209x - 6.199$	0.999
R11	R11	02/05/2022	$y = 1.101x - 2.414$	0.999
R12	R12	10/05/2022	$y = 1.209x - 6.618$	0.995
R13	R13	10/05/2022	$y = 1.158x - 3.923$	0.999
R14	R14	06/05/2022	$y = 1.128x - 2.065$	0.999
R15	R15	04/05/2022	$y = 1.014x + 2.496$	0.998
R16	R16	04/05/2022	$y = 1.159x - 5.442$	0.997
R17	R17	10/05/2022	$y = 1.203x - 5.717$	0.999
R18	R18	02/05/2022	$y = 1.325x - 12.252$	0.997
R19	R19	03/05/2022	$y = 1.246x - 7.147$	0.998
R20	R20	04/05/2022	$y = 1.230x - 7.354$	0.999

Calibrated by :



(Mr. Phakhinai Khongkomnerd)

Approved by :





บริษัท เอส.พี.เอส. คอนซัลติ้ง เซอร์วิส จำกัด

S.P.S. CONSULTING SERVICE CO., LTD.

7 ซอยพหลโยธิน 24 ถนนพหลโยธิน แขวงจอมพล เขตจตุจักร กรุงเทพฯ 10900

7 Soi Phaholyothin 24, Phaholyothin Rd., Jompol, Chatuchak, Bangkok 10900

Tel : (662) 939-4370-72, Fax : (662) 513-4221, E-mail : sale@spscon.com, www.spscon.com

## High Volume PM-10 Air Sampler Calibration Report

Calibration Method : Multipoint Orifice Flow Transfer Standard

Model : TE 5025A

S/N : 3095

### Calibration Data

High Volume PM-10 Data		Calibration Data		
Recorder No.	Blower No.	Date	Actual Flowrate (ft <sup>3</sup> /min)	R <sup>2</sup>
R01	R01	04/02/2022	y = 1.238x-7.598	0.995
R02	R02	11/02/2022	y = 1.161x-3.899	0.996
R03	R03	04/02/2022	y = 1.154x+2.827	0.998
R04	R04	06/02/2022	y = 1.116x-1.752	0.995
R05	R05	07/02/2022	y = 1.125x-2.487	0.995
R06	R06	10/02/2022	y = 1.321x-9.065	0.998
R07	R07	04/02/2022	y = 1.138x-1.986	0.996
R08	R08	03/02/2022	y = 1.160x-3.759	0.996
R09	R09	10/02/2022	y = 1.209x-6.918	0.995
R10	R10	04/02/2022	y = 1.114x-1.889	0.995
R11	R11	03/02/2022	y = 1.272x-7.597	1.000
R12	R12	03/02/2022	y = 1.153x-3.385	0.995
R13	R13	02/02/2022	y = 1.207x-4.913	0.996
R14	R14	01/02/2022	y = 1.183x-3.660	0.996
R15	R15	02/02/2022	y = 1.247x-7.741	0.999
R16	R16	02/02/2022	y = 1.238x-6.677	0.996
R17	R17	01/02/2022	y = 1.203x-5.310	0.998
R18	R18	04/02/2022	y = 1.148x-3.211	0.998
R19	R19	04/02/2022	y = 1.220x-6.839	0.997
R20	R20	03/02/2022	y = 1.161x-5.047	0.997

Calibrated by :

[Redacted Signature]

(Mr.Phakhinai Khongkomnerd)

Approved by :

[Redacted Signature]



บริษัท เอส.พี.เอส. คอนซัลติ้ง เซอร์วิส จำกัด  
S.P.S. CONSULTING SERVICE CO., LTD.  
7 ซอยพหลโยธิน 24 ถนนพหลโยธิน แขวงจอมพล เขตจตุจักร กรุงเทพฯ 10900  
7 Soi Phaholyothin 24, Phaholyothin Rd., Jompol, Chatuchak, Bangkok 10900  
Tel : (662) 939-4370-72. Fax : (662) 513-4221. E-mail : sale@spscon.com., www.spscon.com

## High Volume PM-10 Air Sampler Calibration Report

Calibration Method : Multipoint Orifice Flow Transfer Standard

Model : TE 5025A

S/N : 3095

### Calibration Data


High Volume PM-10 Data		Calibration Data		
Recorder No.	Blower No.	Date	Actual Flowrate (ft <sup>3</sup> /min)	R <sup>2</sup>
R01	R01	06/05/2022	y = 1.220x-6.822	0.999
R02	R02	16/05/2022	y = 1.196x-6.112	0.998
R03	R03	04/05/2022	y = 1.172x-3.836	1.000
R04	R04	06/05/2022	y = 1.094x-1.025	0.998
R05	R05	06/05/2022	y = 1.118x-2.214	0.999
R06	R06	03/05/2022	y = 1.327x-9.050	0.999
R07	R07	10/05/2022	y = 1.123x-1.146	0.998
R08	R08	06/05/2022	y = 1.178x-4.322	0.998
R09	R09	06/05/2022	y = 1.182x-5.965	0.998
R10	R10	10/05/2022	y = 1.131x-2.385	0.997
R11	R11	03/05/2022	y = 1.275x-7.441	0.999
R12	R12	10/05/2022	y = 1.173x-4.483	0.997
R13	R13	10/05/2022	y = 1.230x-5.394	1.000
R14	R14	03/05/2022	y = 1.157x-2.812	0.998
R15	R15	03/05/2022	y = 1.242x-7.800	0.997
R16	R16	02/05/2022	y = 1.240x-6.268	0.999
R17	R17	10/05/2022	y = 1.183x-4.691	0.995
R18	R18	04/05/2022	y = 1.166x-3.714	0.999
R19	R19	04/05/2022	y = 1.239x-7.405	0.998
R20	R20	03/05/2022	y = 1.145x-4.137	0.999

Calibrated by :



(Mr. Phakhinai Khongkomnerd)

Approved by :





**QUALITY CALIBRATION CO.,LTD.**

235 Petchkasem 63/2 Road, Laksong, Bangkae, Bangkok 10160

Tel (662) 421-5402, (662) 444-0152-3, Fax (662) 809-4584

[www.qcalibration.com](http://www.qcalibration.com)

CERTIFICATE No : 22M2567

REFERENCE No : 64386-1

PAGE : 1 OF 2

**Certificate of Calibration**

**EQUIPMENT** : DIGITAL BALANCE

**MANUFACTURER** : METTLER TOLEDO

**MODEL** : XS 105DU

**SERIAL No** : 1126422905

**ID No** : BA 05/50

**CONDITION AS RECEIVED** : USED ITEM

**SUBMITTED BY** : S.P.S. CONSULTING SERVICE CO., LTD.  
7 SOI PHAHOLYOTHIN 24, PHAHOLYOTHIN RD.,  
JOMPOL, CHATUCHAK, BANGKOK 10900

**CALIBRATED BY** : TETNITHI W.

**CALIBRATION DATE** : 11-Mar-22

**APPROVED BY** : [REDACTED]  
PONGSAK J.

**ISSUED DATE** : 17-Mar-22

**RECEIVED DATE** : 11-Mar-22

THIS CERTIFICATE MAY NOT BE REPRODUCED OTHER THAN IN FULL EXCEPT WITH THE PRIOR WRITTEN APPROVAL OF  
QUALITY CALIBRATION CO., LTD.





CERTIFICATE No : 22M2567

PAGE : 2 OF 2

## Calibration Report

EQUIPMENT : DIGITAL BALANCE MODEL : XS 105DU  
MANUFACTURER : METTLER TOLEDO S/N : 1126422905  
ID No : BA 05/50 RECEIVED DATE : 11-Mar-22  
AIR PRESSURE : 1008mbar  $\pm$  1mbar CALIBRATION DATE : 11-Mar-22  
AMBIENT TEMPERATURE : 22° C  $\pm$  1° C RELATIVE HUMIDITY : 49 %RH  $\pm$  10 % RH

### CONDITION OF THIS RESULTS OF CALIBRATION

1. THIS INSTRUMENT WAS CALIBRATED BY ACCORDING TO UKAS LAB 14 EDITION 6:2019 BY USING KNOWN WEIGHT STANDARD WEIGHT. THE BALANCE WAS NOT ADJUSTED BEFORE CALIBRATION. THE BALANCE HAS NO ZERO TRACKING FUNCTION. REPEATABILITY WAS MEASURED BY USING 10 REPEATED MEASUREMENTS. LINEARITY WAS MEASURED COVERING 10 POINTS, EVENLY SPREAD OVER THE RANGE. THE INSTRUMENT WAS SET ZERO BEFORE PERFORMING THE LINEARITY TEST. OFF-CENTER LOADING WAS MEASURED BY USING STANDARD WEIGHTS PLACED ON THE PAN AND MOVED TO VARIOUS POSITIONS ON THE PAN.

2. REFERENCE STANDARD INSTRUMENTS :-

INSTRUMENT	MODEL	SERIAL No	CERTIFICATE No	DUE DATE
1) STANDARD WEIGHT SET	E2	QK-I-151	C02210415	09-Feb-23

3. THIS RESULT WAS FOUND ACCURATE AS SHOWN ON DATE AND PLACE OF CALIBRATION ONLY.

4. THIS RESULT EXCLUDE LONG TERM STABILITY OF THE UNIT UNDER CALIBRATION.

5. THIS CERTIFICATE IS TRACEABLE TO THE INTERNATIONAL SYSTEM OF UNIT MAINTAINED AT:-

- NATIONAL INSTITUTE OF METROLOGY (THAILAND) THROUGH CENTRAL BUREAU OF WEIGHTS&MEASURES

### RESULT OF CALIBRATION :- WITHOUT ADJUSTMENT

1. ZERO SETTING FUNCTION : NORMAL

2. TARE FUNCTION : NORMAL

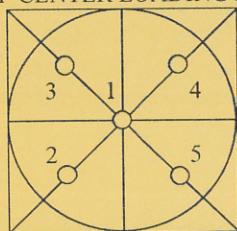
3. REPEATABILITY OF READING AT 20 g WAS 0.000004 g

4. REPEATABILITY OF READING AT 100 g WAS 0.000048 g

5. DEPARTURE FROM NOMINAL VALUE/ LINEARITY

NOMINAL VALUE (g)	BALANCE READING (g)	CORRECTION (g)	UNCERTAINTY ( $\pm$ g)
0.00	0.00000	0.00000	0.000058
0.02	0.01999	0.00001	0.000058
0.10	0.09999	0.00001	0.000059
0.20	0.19999	0.00001	0.000059
0.50	0.50001	-0.00001	0.000058
1.00	1.00001	-0.00001	0.000059
2.00	2.00000	0.00000	0.000059
5.00	5.00001	-0.00001	0.000061
10.00	10.00005	-0.00005	0.000063
20.00	20.00006	-0.00006	0.000069
50.00	50.0000	0.0000	0.00011
100.00	100.0001	-0.0001	0.00019
120.00	120.0001	-0.0001	0.00022

6. OFF CENTER LOADING ERROR



POINT	READING (g)	
1	10.00001	50.0000
2	10.00002	50.0000
3	10.00001	50.0000
4	10.00001	50.0000
5	10.00002	50.0001
OFF-CENTER LOADING	0.00001	0.0001

NOTE: THIS CALIBRATION WAS CARRIED OUT AT THE CUSTOMER'S PLACE AT PRODUCTION AREA  
THE REPORTED UNCERTAINTY OF MEASUREMENT WAS BASED ON A STANDARD UNCERTAINTY MULTIPLIED BY A COVERAGE FACTOR  $k=2$ , PROVIDING A LEVEL OF CONFIDENCE APPROXIMATELY 95%.

END OF CALIBRATION REPORT



ระดับเสียง

THAILAND INSTITUTE OF SCIENTIFIC AND TECHNOLOGICAL RESEARCH (TISTR)

**Request No.** 21-64/0528

**MTC No.** EEL. BP. 17/0564

## CALIBRATION CERTIFICATE

**Submitted by** : S.P.S. Consulting Services Service Co.,Ltd.

**Address** : 7 Soi Phaholyothin 24, Phaholyothin Road, Jompol, Chatuchak, Bangkok 10900.

**Calibrated at** : Electrical and Electronic Standards Laboratory, Industrial Metrology and Testing Service Centre.  
: Soi 1C, Bangpoo Industrial Estate, Sukhumvit Rd., Muang, Samutprakan 10280.

**Instrument Calibrated :**

Description : Sound Calibrator

Manufacturer : ACO

Model : 2127

Serial No. : 130006

**Ambient Environment**

Temperature :  $(23 \pm 3) ^\circ\text{C}$

Relative Humidity :  $(50 \pm 15) \%$

Ambient Pressure :  $(101.325 \pm 1.500) \text{ kPa}$

**Standards used :**

1. Digital Function Synthesizer NF Electronic DF-193A S/N 122037.
2. Measuring Amplifier Bruel&Kjaer 2636 S/N 1537484.
3. Programmable Attenuator Tamagawa TPA-303A S/N OF 2214.
4. Digital Multimeter Agilent 34401A S/N MY44005560.
5. Pressure Transmitter Vaisala PTB202AD S/N T0650001.
6. Audio Analyzer Keithley 2015-P S/N 4106495.
7. Condenser Microphone Bruel&Kjaer 4180 S/N 2889871.

**Calibration Procedure:** CP-102-04 based on IEC 60942-2003; The sound pressure level generated by sound calibrator under test shall be measured by standard microphone using an insert voltage technique.

This instrument has been calibrated against standards maintained at Electrical and Electronic Standards Laboratory (EEL), which are traceable to the International System of Units through the National Institute of Metrology (Thailand).

The information on actual reading is attached herewith and the uncertainty limits quoted refer to the measured values only.

**Date of Receipt** : 6 May 2021

**Date of Calibration** : 15 May 2021



The results relate only to the items tested/calibrated or value assigned.

Advertising the Report/Certificate and publicity of the results except in full are prohibited unless written permission is obtained from the governor of TISTR.

FM.BL.MTC.002 Rev.4

**Head Office**

35 Mu 3 Tambon Khlong Ha, Amphoe Khlong Luang,  
Changwat Pathumthani 12120, Thailand

Tel. (66) 0 2577 9000

Fax. (66) 0 2577 9009

E-mail : rumpai@tistr.or.th Website:www.tistr.or.th

**Office/Laboratory**

Soi 1C, Bangpoo Industrial Estate, Sukhumvit Road,  
Amphoe Muang, Changwat Samutprakan 10280, Thailand

Tel. (66) 0 2323 1672-80 ext. 115, 116

Fax. (66) 0 2323 9165

E-mail : mtc@tistr.or.th

**Office**

196 Phahonyothin Road, Chatuchak, Bangkok 10900,  
Thailand

Tel. (66) 0 2579 1121-30 ext. 5219, 5225, 5217

Fax. (66) 0 2579 8592

E-mail : sumalee@tistr.or.th

THAILAND INSTITUTE OF SCIENTIFIC AND TECHNOLOGICAL RESEARCH (TISTR)

Request No. 21-64/0528

MTC No. EEL. BP. 17/0564

The reported expanded uncertainty is based upon a standard uncertainty multiplied by a coverage factor  $k = 2$ , providing a level of confidence of approximately 95%.

Nominal Output of Unit Under Test = 94 dB re 20 $\mu$ Pa at 1000 Hz

Acoustic Output in dB re 20 $\mu$ Pa, Corrected to Reference Conditions: 101.325 kPa, 23.0 °C and 50 %RH.

1. Sound Pressure Level

Standard Microphone Type	Measured Sound Pressure Level (dB)	Deviated value (dB)	Uncertainty (dB)	Tolerance limit IEC60942:2003 Class 1
1/2 inch Bruel&Kjaer 4180	93.96	-0.04	$\pm 0.10$	$\pm 0.40$ dB

2. Frequency

Standard Microphone Type	Measured Frequency (Hz)	Deviated value (Hz)	Uncertainty (Hz)	Tolerance limit IEC60942:2003 Class 1
1/2 inch Bruel&Kjaer 4180	999.9	-0.1	$\pm 1.5$	$\pm 1.0\%$

3. Total Distortion

Standard Microphone Type	Measured Total Distortion (%)	Uncertainty (%)	Tolerance limit IEC60942:2003 Class 1
1/2 inch Bruel&Kjaer 4180	1.26	$\pm 0.50$	$\pm 3.0\%$

Note : 1. No adjustment.

2. The calibrator pressure correction was not included.

3. The microphone volume correction was not included.

Calibrated by :

.....

(Mr. Weerachai Deechaiyae)

Approved by :

.....

(Mr. Prawate Kluaypa)

Acting Director

Electrical and Electronic Standards Laboratory

Industrial Metrology and Testing Service Centre

Date of Calibration : 15 May 2021

Date of Issue : 18 May 2021

Ref : 2011264050601894002

End of Certificate

2 / 2

The results relate only to the items tested/calibrated or value assigned.

Advertising the Report/Certificate and publicity of the results except in full are prohibited unless written permission is obtained from the governor of TISTR.

FM.BL.MTC.002 Rev.4

Head Office

35 Mu 3 Tambon Khlong Ha, Amphoe Khlong Luang,  
Changwat Pathumthani 12120, Thailand

Tel. (66) 0 2577 9000

Fax. (66) 0 2577 9009

E-mail : rumpai@tistr.or.th Website: www.tistr.or.th

Office/Laboratory

Soi 1C, Bangpoo Industrial Estate, Sukhumvit Road,  
Amphoe Muang, Changwat Samutprakan 10280, Thailand

Tel. (66) 0 2323 1672-80 ext. 115, 116

Fax. (66) 0 2323 9165

E-mail : mtc@tistr.or.th

Office

196 Phahonyothin Road, Chatuchak, Bangkok 10900,  
Thailand

Tel. (66) 0 2579 1121-30 ext. 5219, 5225, 5217

Fax. (66) 0 2579 8592

E-mail : sumalee@tistr.or.th





THAILAND INSTITUTE OF SCIENTIFIC AND TECHNOLOGICAL RESEARCH (TISTR)

Request No. 21-64/0776

MTC No. EEL. BP. 44/0864

## CALIBRATION CERTIFICATE

Submitted by : S.P.S. Consulting Service Co.,Ltd.

Address : 7 Soi Phaholyothin 24, Phaholyothin Road, Jompol, Chatuchak, Bangkok 10900.

Calibrated at : Electrical and Electronic Standards Laboratory, Industrial Metrology and Testing Service Centre.  
: Soi 1C, Bangpoo Industrial Estate, Sukhumvit Rd., Muang, Samutprakan 10280.

### Instrument Calibrated :

Description : Sound Calibrator

Manufacturer : Rion

Model : NC-73

Serial No. : 10727909

### Ambient Environment

Temperature :  $(23 \pm 3) ^\circ\text{C}$

Relative Humidity :  $(50 \pm 15) \%$

Ambient Pressure :  $(101.325 \pm 1.500) \text{ kPa}$

- Standards used :
1. Digital Function Synthesizer NF Electronic DF-193A S/N 122037.
  2. Measuring Amplifier Bruel&Kjaer 2636 S/N 1537484.
  3. Programmable Attenuator Tamagawa TPA-303A S/N OF 2214.
  4. Digital Multimeter Agilent 34401A S/N MY44005560.
  5. Pressure Transmitter Vaisala PTB202AD S/N T0650001.
  6. Audio Analyzer Panasonic VP-7722A S/N 041477D122.
  7. Condenser Microphone B&K 4180 S/N 2633526.

**Calibration Procedure:** CP-102-04 based on IEC 60942-2003; The sound pressure level generated by sound calibrator under test shall be measured by standard microphone using an insert voltage technique.

This instrument has been calibrated against standards maintained at Electrical and Electronic Standards Laboratory (EEL), which are traceable to the International System of Units through the National Institute of Metrology (Thailand).

The information on actual reading is attached herewith and the uncertainty limits quoted refer to the measured values only.

Date of Receipt : 16 Aug. 2021

Date of Calibration : 18 Aug. 2021

The results relate only to the items tested/calibrated or value assigned.

Advertising the Report/Certificate and publicity of the results except in full are prohibited unless written permission is obtained from the governor of TISTR.

FM.BL.MTC.002 Rev.4

Head Office  
35 Mu 3 Tambon Khlong Ha, Amphoe Khlong Luang,  
Changwat Pathumthani 12120, Thailand  
Tel. (66) 0 2577 9000  
Fax. (66) 0 2577 9009  
E-mail : rumpai@tistr.or.th Website:www.tistr.or.th

Office/Laboratory  
Soi 1C, Bangpoo Industrial Estate, Sukhumvit Road,  
Amphoe Muang, Changwat Samutprakan 10280, Thailand  
Tel. (66) 0 2323 1672-80 ext. 115, 116  
Fax. (66) 0 2323 9165  
E-mail : mtc@tistr.or.th

Office  
196 Phahonyothin Road, Chatuchak, Bangkok 10900,  
Thailand  
Tel. (66) 0 2579 1121-30 ext. 5219, 5225, 5217  
Fax. (66) 0 2579 8592  
E-mail : sumalee@tistr.or.th

THAILAND INSTITUTE OF SCIENTIFIC AND TECHNOLOGICAL RESEARCH (TISTR)

Request No. 21-64/0776

MTC No. EEL. BP. 44/0864

The reported expanded uncertainty is based upon a standard uncertainty multiplied by a coverage factor  $k = 2$ , providing a level of confidence of approximately 95%.

Nominal Output of Unit Under Test = 94 dB re 20 $\mu$ Pa at 1000 Hz

Acoustic Output in dB re 20 $\mu$ Pa, Corrected to Reference Conditions: 101.325 kPa, 23.0 °C and 50 %RH.

1. Sound Pressure Level

Standard Microphone Type	Measured Sound Pressure Level (dB)	Deviated value (dB)	Uncertainty (dB)	Tolerance limit IEC60942:2003 Class 1
1/2 inch Bruel&Kjaer 4180	93.88	-0.12	$\pm 0.10$	$\pm 0.40$ dB

2. Frequency

Standard Microphone Type	Measured Frequency (Hz)	Deviated value (Hz)	Uncertainty (Hz)	Tolerance limit IEC60942:2003 Class 1
1/2 inch Bruel&Kjaer 4180	980.9	-19.1	$\pm 1.5$	$\pm 1.0\%$

3. Total Distortion

Standard Microphone Type	Measured Total Distortion (%)	Uncertainty (%)	Tolerance limit IEC60942:2003 Class 1
1/2 inch Bruel&Kjaer 4180	1.56	$\pm 0.50$	$\pm 3.0\%$

Note : 1. No adjustment.

2. The calibrator pressure correction was not included.

3. The microphone volume correction was not included.

Calibrated by :

.....

(Mr.Weerachai Deechaiyae)

Approved by :

.....

(Mr.Prawate Kluaypa)

Acting Director

Electrical and Electronic Standards Laboratory

Industrial Metrology and Testing Service Centre

Date of Calibration : 18 Aug. 2021

Date of Issue : 23 Aug. 2021

Ref : 2011264081603374001

End of Certificate

2 / 2

The results relate only to the items tested/calibrated or value assigned.

Advertising the Report/Certificate and publicity of the results except in full are prohibited unless written permission is obtained from the governor of TISTR.

FM.BL.MTC.002 Rev.4

Head Office

35 Mu 3 Tambon Khlong Ha, Amphoe Khlong Luang,  
Changwat Pathumthani 12120, Thailand  
Tel. (66) 0 2577 9000  
Fax. (66) 0 2577 9009  
E-mail : rumpai@tistr.or.th Website:www.tistr.or.th

Office/Laboratory

Soi 1C, Bangpoo Industrial Estate, Sukhumvit Road,  
Amphoe Muang, Changwat Samutprakan 10280, Thailand  
Tel. (66) 0 2323 1672-80 ext. 115, 116  
Fax. (66) 0 2323 9165  
E-mail : mtc@tistr.or.th

Office

196 Phahonyothin Road, Chatuchak, Bangkok 10900,  
Thailand  
Tel. (66) 0 2579 1121-30 ext. 5219, 5225, 5217  
Fax. (66) 0 2579 8592  
E-mail : sumalee@tistr.or.th



บริษัท เอส.พี.เอส. คอนซัลติ้ง เซอร์วิส จำกัด  
S.P.S. CONSULTING SERVICE CO., LTD.  
7 ซอยพหลโยธิน 24 ถนนพหลโยธิน แขวงจอมพล เขตจตุจักร กรุงเทพฯ 10900  
7 Soi Phaholyothin 24, Phaholyothin Rd., Jompol, Chatuchak, Bangkok 10900  
Tel : (662) 939-4370-72, Fax : (662) 513-4221, E-mail : sale@spscon.com, www.spscon.com

Noise R\_146/22

## Sound Level Meter Calibration Report

### Acoustic Calibrator Data

Brand	ACO	Number	AC 03/56
Model	2127	Serial No.	130006
Calibration Range	94 dB, 1000 Hz	Last Calibration	15 May 2021
		Due Date	15 May 2022

### Calibration Data

Sound Level Meter Data				Calibration Data		
SLM No.	Brand	Model	Serial No.	Date	Actual Reading [dB]	
					Before Adjustment	After Adjustment
ACO-R10	ACO	6236	00172037	04 April 2022	94.1	94.0
ACO-R20	ACO	6236	00182003	04 April 2022	94.0	94.0
ACO-R23	ACO	6236	00192035	04 April 2022	94.1	94.0
ACO-R44	ACO	6236	00192056	04 April 2022	94.0	94.0
Acoustic Certified Value : Thailand Institute of Scientific and Technological Research (TISTR)					93.96 ± 0.40 dB	

Calibrated by :



(Mr. Phakhinai Khongkomnerd)

Approved by :







บริษัท เอส.พี.เอส. คอนซัลติ้ง เซอร์วิส จำกัด

S.P.S. CONSULTING SERVICE CO., LTD.

7 ซอยพหลโยธิน 24 ถนนพหลโยธิน แขวงจอมพล เขตจตุจักร กรุงเทพฯ 10900

7 Soi Phaholyothin 24, Phaholyothin Rd., Jompol, Chatuchak, Bangkok 10900

Tel : (662) 939-4370-72, Fax : (662) 513-4221, E-mail : sale@spscon.com, www.spscon.com

Noise R\_243/22

## Sound Level Meter Calibration Report

### Acoustic Calibrator Data

Brand	RION	Number	AC 02/40
Model	NC-73	Serial No.	10727909
Calibration Range	94 dB, 1000 Hz	Last Calibration	16 August 2021
		Due Date	18 August 2022

### Calibration Data

Sound Level Meter Data				Calibration Data		
SLM No.	Brand	Model	Serial No.	Date	Actual Reading [dB]	
					Before Adjustment	After Adjustment
ACO-R07	ACO	6236	00152080	16 May 2022	94.0	94.0
ACO-R18	ACO	6236	00172065	16 May 2022	94.0	94.0
ACO-R24	ACO	6236	00192036	16 May 2022	94.0	94.0
ACO-R25	ACO	6236	00192037	16 May 2022	94.0	94.0
ACO-R28	ACO	6236	00192040	16 May 2022	94.0	94.0
ACO-R39	ACO	6236	00192051	16 May 2022	94.0	94.0
ACO-R40	ACO	6236	00192052	16 May 2022	94.0	94.0
ACO-R44	ACO	6236	00192056	16 May 2022	94.0	94.0
Acoustic Certified Value : Thailand Institute of Scientific and Technological Research (TISTR)					93.88 ± 0.40 dB	

Calibrated by :

[Redacted Signature]

(Mr.Phakhinai Khongkomnerd)

Approved by :

[Redacted Signature]